


**Operating Instructions
for
Hart[®] modem**

Model: HARTCOMM



We don't accept warranty and liability claims neither upon this publication nor in case of improper treatment of the described products.

The document may contain technical inaccuracies and typographical errors. The content will be revised on a regular basis. These changes will be implemented in later versions. The described products can be improved and changed at any time without prior notice.

© **Copyright**

All rights reserved.

1. Contents

1. Contents.....	2
2. Note	3
3. Instrument Inspection.....	3
4. Regulation Use	3
5. Operating Principle.....	4
6. Mechanical Connection.....	4
7. Electrical Connection	4
7.1 Blockscheme	4
7.2 Wiring.....	5
8. Communication	5
9. Maintenance	6
10. Technical Information.....	6
11. Dimensions	6
12. Disposal	7
13. EU Declaration of Conformance	8

Sold by:

Kobold Messring GmbH
Nordring 22-24
D-65719 Hofheim
Tel.: +49(0)6192-2990
Fax: +49(0)6192-23398
E-Mail: info.de@kobold.com
Internet: www.kobold.com

2. Note

Please read these operating instructions before unpacking and putting the unit into operation. Follow the instructions precisely as described herein.

The instruction manuals on our website www.kobold.com are always for currently manufactured version of our products. Due to technical changes, the instruction manuals available online may not always correspond to the product version you have purchased. If you need an instruction manual that corresponds to the purchased product version, you can request it from us free of charge by email (info.de@kobold.com) in PDF format, specifying the relevant invoice number and serial number. If you wish, the operating instructions can also be sent to you by post in paper form against an applicable postage fee.

The devices are only to be used, maintained and serviced by persons familiar with these operating instructions and in accordance with local regulations applying to Health & Safety and prevention of accidents.

When used in machines, the measuring unit should be used only when the machines fulfil the EC-machine guidelines.

3. Instrument Inspection

Instruments are inspected before shipping and sent out in perfect condition.

Should damage to a device be visible, we recommend a thorough inspection of the delivery packaging. In case of damage, please inform your parcel service / forwarding agent immediately, since they are responsible for damages during transit.

Scope of delivery:

The standard delivery includes:

- HART® modem model: HARTCOMM
- USB „A-B“-cable (1.8 m)

4. Regulation Use

Any use of the device, which exceeds the manufacturer's specification, may invalidate its warranty. Therefore, any resulting damage is not the responsibility of the manufacturer. The user assumes all risk for such usage.

HARTCOMM

5. Operating Principle

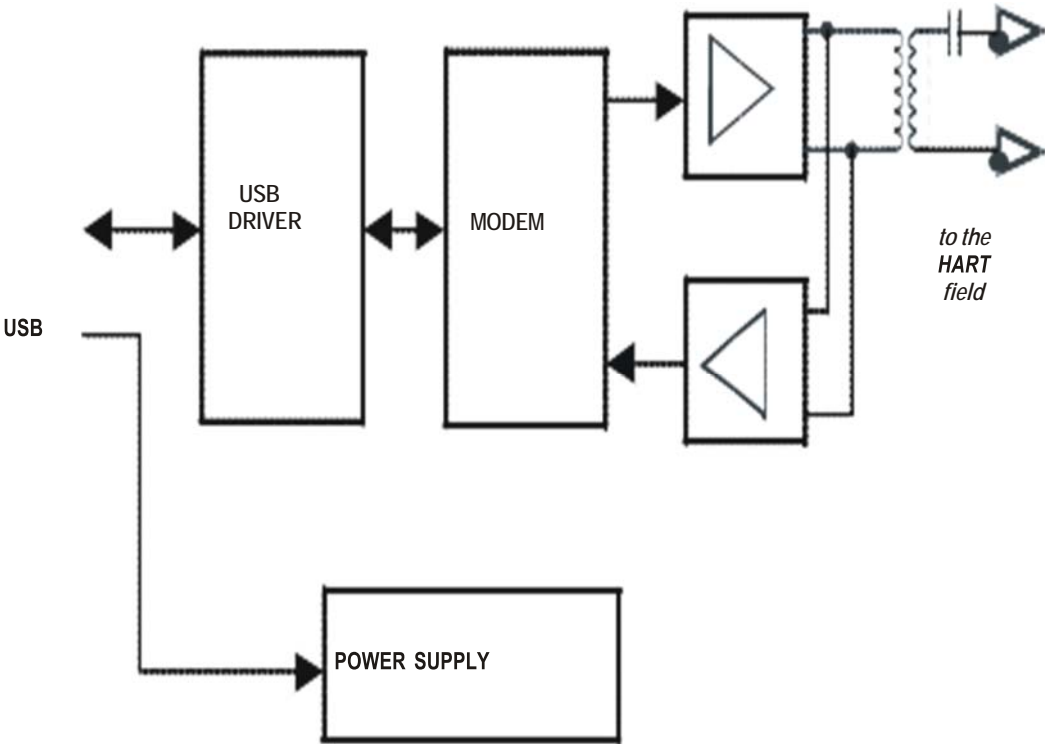
HARTCOMM HART MODEM provides interface connection between field devices (slaves) with HART and IBM compatible PC.

6. Mechanical Connection

Due to the test cable terminating in clips there is no need to disconnect the cable.

7. Electrical Connection

7.1 Blockscheme



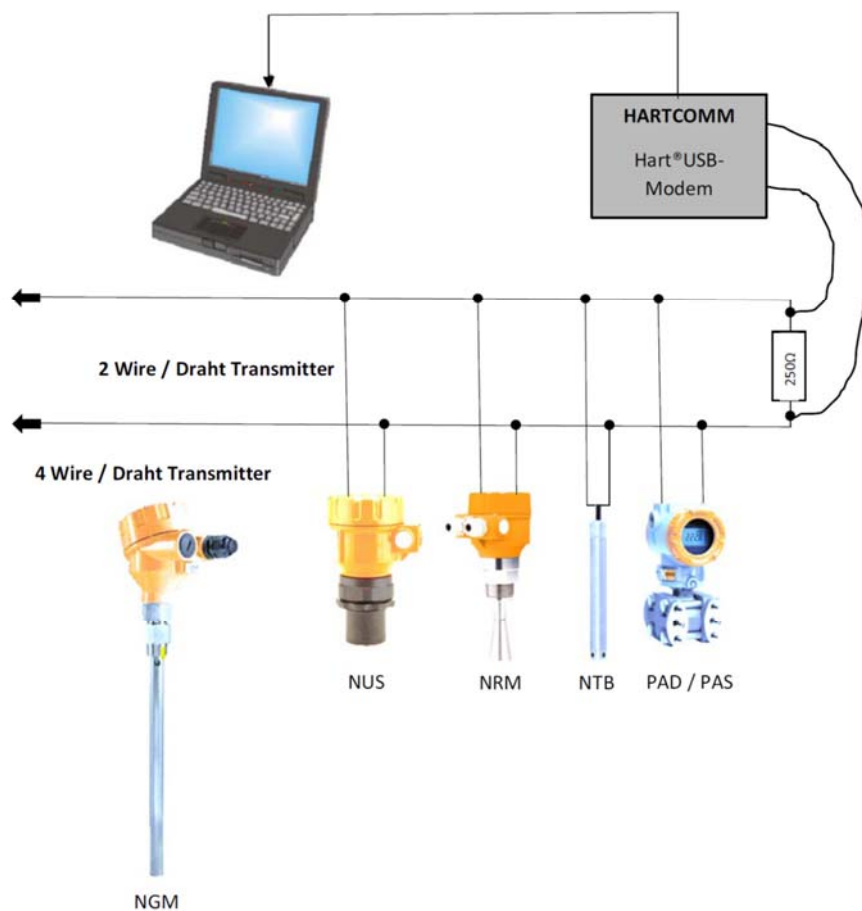
7.2 Wiring

The modem can be used for any device with HART ability complying with the Communication Conditions as above.

It should be connected to the field device by 2 pieces of KLEPS2. Arrangement of the modem within the HART system is to be seen on the drawing.

Positioning of the clips is independent from the polarity.

HARTCOMM is not provided with surge protection, thus the lightning protection of the relevant HART standard has to be used.



8. Communication

The HARTCOMM is fully conform to the HART communication standards (up to HART FSK-5x revision).

To enable communicating through the USB1.1. or USB2.0. port of the PC a driver program is needed. Drivers can either be downloaded from the Kobold homepage or from the following link: <http://www.ftdichip.com/Drivers/VCP.htm>

HARTCOMM

9. Maintenance

The unit does not require any maintenance. Repair under and beyond of the warranty period will be carried out at the manufacturer's premises.

10. Technical Information

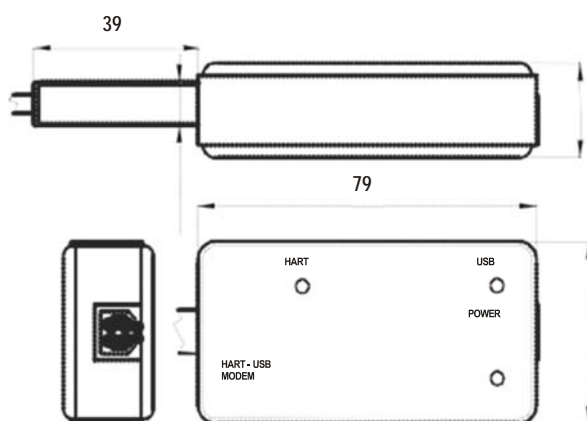
Operating temperature	- 25 °C ... + 55 °C
Enclosure	Polystyrene
Connection to PC	USB 1.1 „B“ connector
Cable to PC	USB „A-B“ 1.8 m
Connection to HART field	KLEPS 2
Spiral cable length	0,6 m (1,1 m)
Ingress protection	IP 20
Electrical protection	Class III
Weight	0.1 kg

STORAGE CONDITIONS

Ambient temperature: -25 ... +55°C

Relative humidity: max. 98%

11. Dimensions



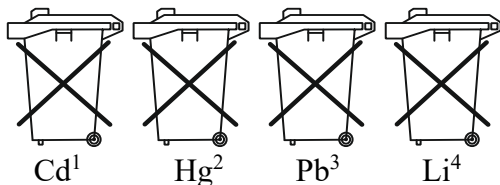
12. Disposal

Note!

- Avoid environmental damage caused by media-contaminated parts
- Dispose of the device and packaging in an environmentally friendly manner
- Comply with applicable national and international disposal regulations and environmental regulations.

Batteries

Batteries containing pollutants are marked with a sign consisting of a crossed-out garbage can and the chemical symbol (Cd, Hg, Li or Pb) of the heavy metal that is decisive for the classification as containing pollutants:



1. „Cd" stands for cadmium
2. „Hg" stands for mercury
3. „Pb" stands for lead
4. „Li" stands for lithium

Electrical and electronic equipment



13. EU Declaration of Conformance

We, KOBOLD Messring GmbH, Nordring 22-24, 65719 Hofheim, Germany, declare under our sole responsibility that the product:

HART®-Modem **model: HARTCOMM**

to which this declaration relates is in conformity with the following EU directives stated below:

2014/30/EU	EMC Directive
2011/65/EU	RoHS (category 9)
2015/863/EU	Delegated Directive (RoHS III)

Additional for devices with power supply <48 V:

2014/35/EU	Low Voltage Directive
-------------------	-----------------------

Also, the following standards are fulfilled:

EN 61010-1:2010 + A1:2019 + A1:2019/AC:2019 Safety requirements for electrical equipment for measurement, control and laboratory use - Part 1: General requirements

EN 61326-1:2013 Electrical equipment for measurement, control and laboratory use - EMC requirements - Part 1: General requirements

EN 61326-2-3:2013 Electrical equipment for measurement, control and laboratory use - EMC requirements - Part 2-3: Particular requirements - Test configuration, operational conditions and performance criteria for transducers with integrated or remote signal conditioning

EN 50581:2013 Technical documentation for the assessment of electrical and electronic products with respect to the restriction of hazardous substances

Hofheim, 01 Dec. 2023



H. Volz
General Manager



J. Burke
Compliance Manager